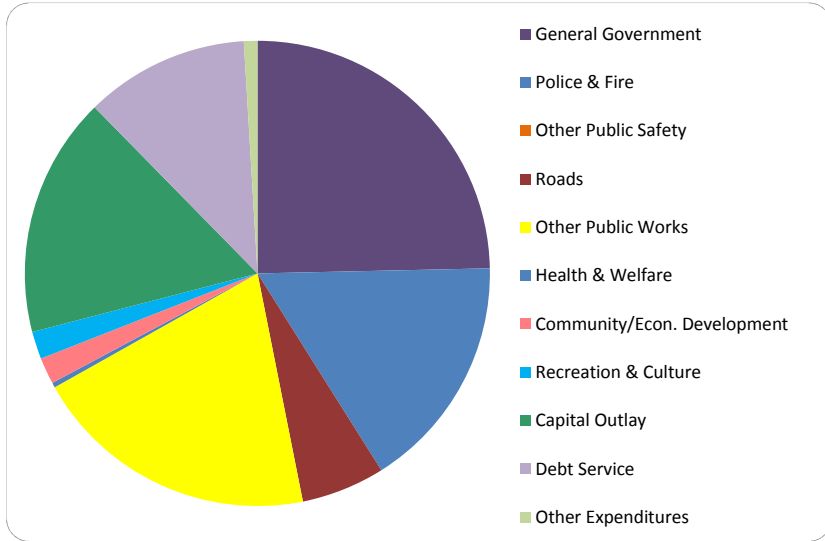


**CITIZEN'S GUIDE TO LOCAL UNIT FINANCES - City of Caseville (32-2-015)**

**EXPENDITURES**

**1. Where we spend our money (all governmental funds)**

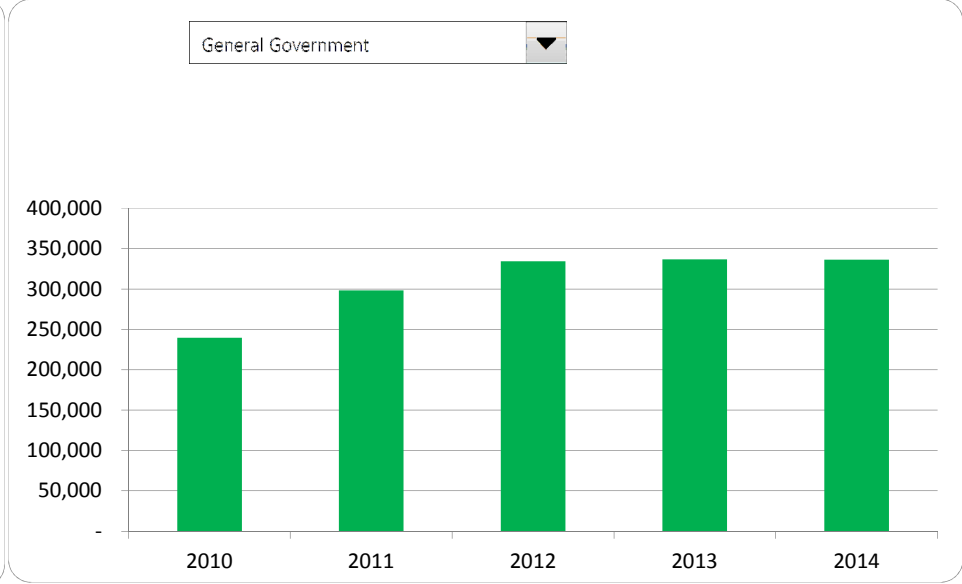
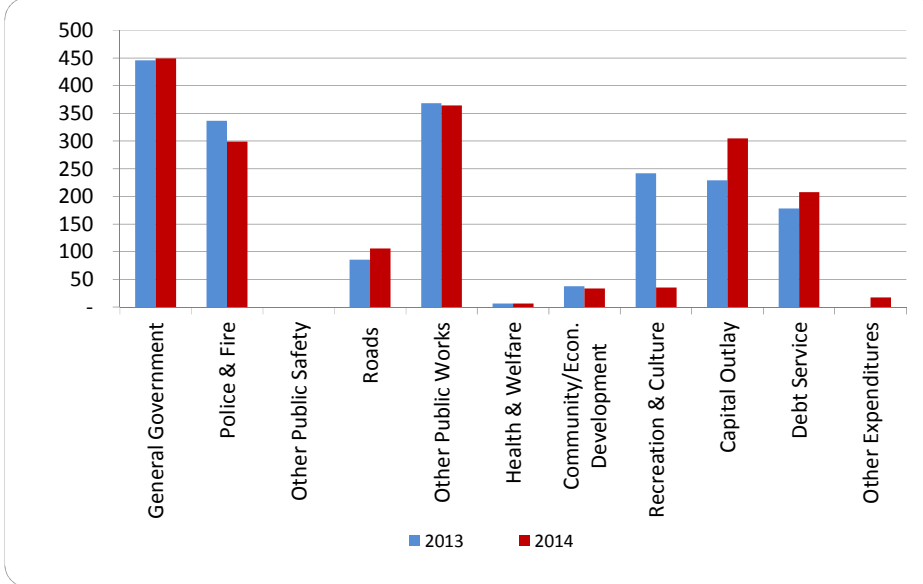
**2. Compared to the prior year**



	<u>2013</u>	<u>2014</u>	<u>% change</u>
General Government	\$ 336,724	\$ 336,389	-0.10%
Police & Fire	253,966	223,929	-11.83%
Other Public Safety	-	-	#VALUE!
Roads	64,491	79,203	22.81%
Other Public Works	277,869	272,639	-1.88%
Health & Welfare	4,662	4,662	0.00%
Community/Econ. Development	28,326	25,068	-11.50%
Recreation & Culture	182,637	26,284	-85.61%
Capital Outlay	172,728	227,974	31.98%
Debt Service	134,589	155,517	15.55%
Other Expenditures	-	12,861	#VALUE!
<b>Total Expenditures</b>	<b>\$ 1,455,992</b>	<b>\$ 1,364,526</b>	<b>-6.28%</b>

**3. Spending per capita - compared to the prior year**

**4. Historical trends of individual departments:**



Commentary:

For more information on our unit's finances, contact Jamie Learman at (989) 856-2102.