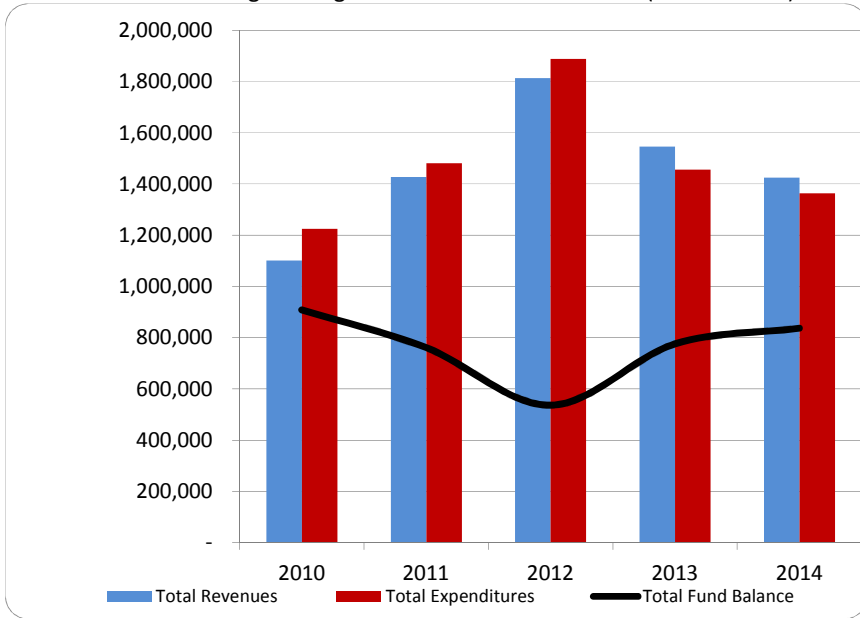


CITIZEN'S GUIDE TO LOCAL UNIT FINANCES - City of Caseville (32-2-015)

FINANCIAL POSITION

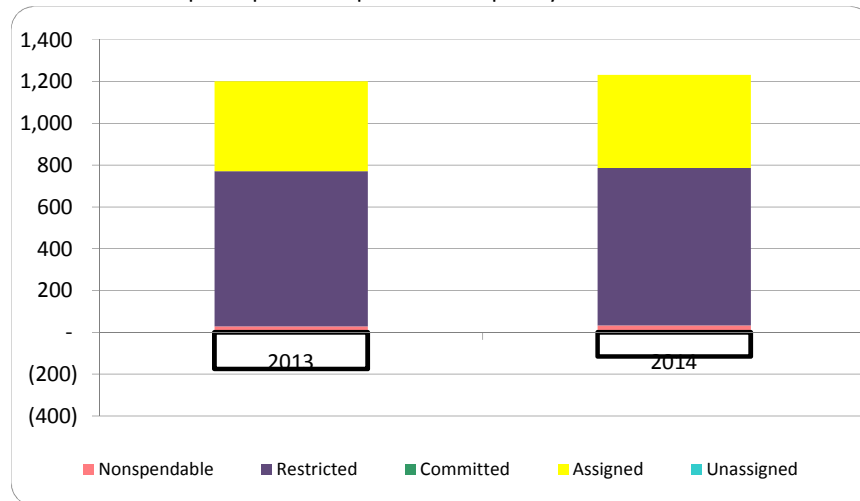
1. How have we managed our governmental fund resources (fund balance)?



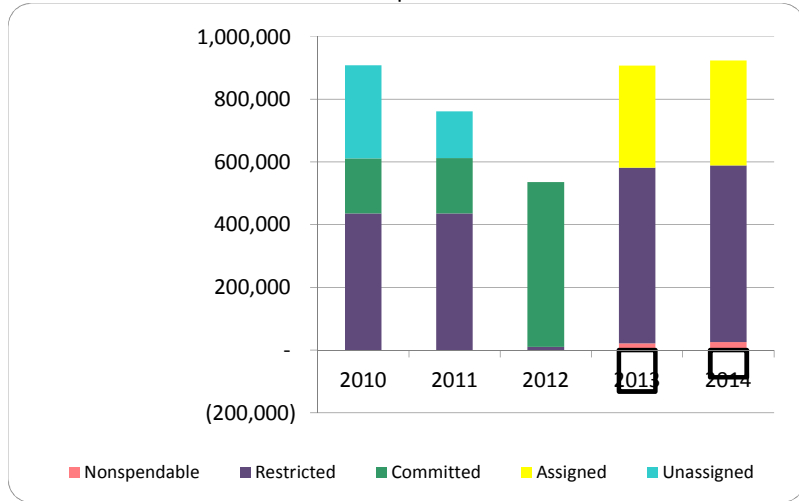
2. Compared to the prior year

	2013	2014	% change
Revenue	1,546,336	1,425,761	-7.80%
Expenditures	1,455,992	1,364,526	-6.28%
Surplus (shortfall)	90,344	61,235	-32.22%
Fund balance, by component:			
Nonspendable	21,281	25,025	17.59%
Restricted	560,889	564,079	0.57%
Committed	-	-	0.00%
Assigned	325,623	334,445	2.71%
Unassigned	(132,231)	(86,752)	-34.39%
total fund balance	775,562	836,797	7.90%

3. Fund balance per capita - compared to the prior year



4. Historical trends of individual components



Commentary:

For more information on our unit's finances, contact Jamie Learman at (989) 856-2102.