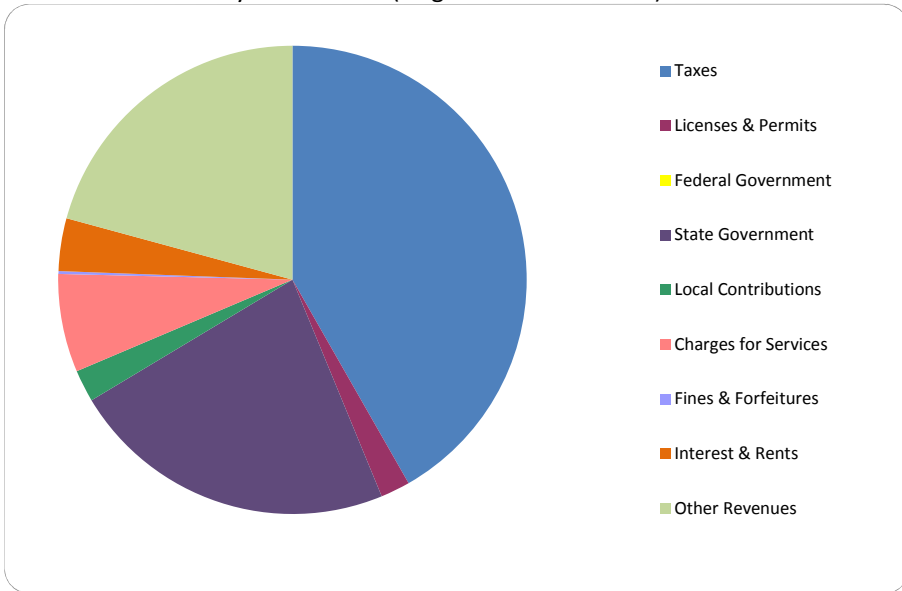


CITIZEN'S GUIDE TO LOCAL UNIT FINANCES - City of Caseville (32-2-015)

REVENUES

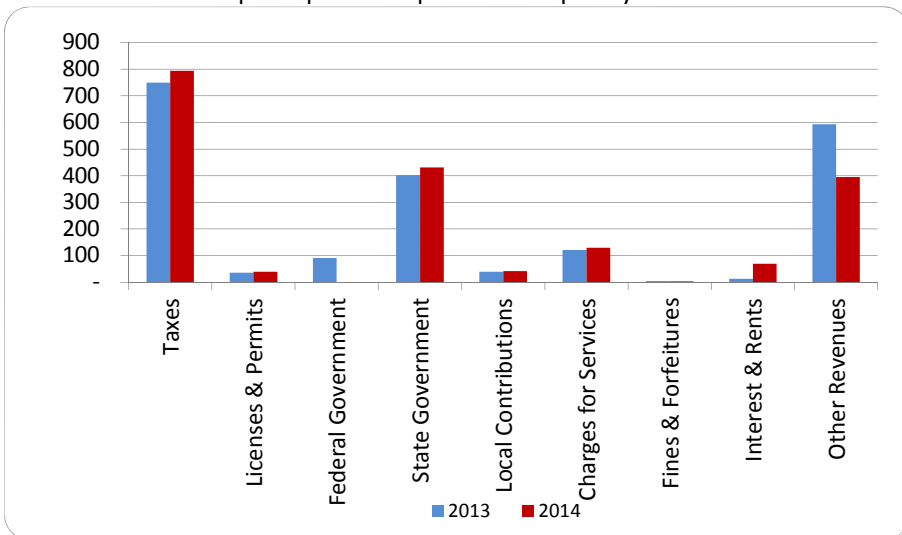
1. Where our money comes from (all governmental funds)



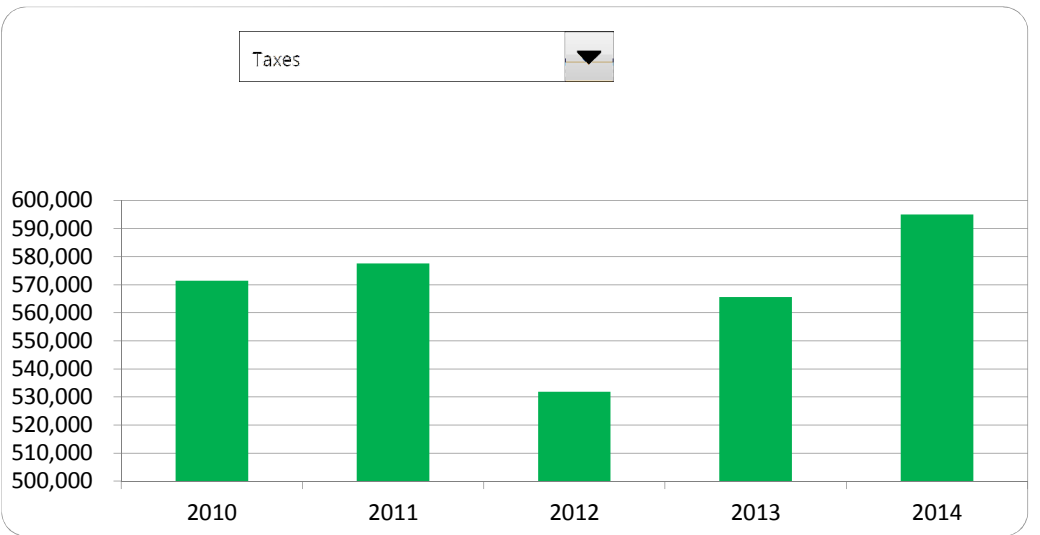
2. Compared to the prior year

	<u>2013</u>	<u>2014</u>	<u>% change</u>
Taxes	\$ 565,660	\$ 594,989	5.18%
Licenses & Permits	27,394	29,069	6.11%
Federal Government	68,280	-	-100.00%
State Government	303,278	322,755	6.42%
Local Contributions	29,662	31,632	6.64%
Charges for Services	91,325	96,688	5.87%
Fines & Forfeitures	3,622	2,600	-28.22%
Interest & Rents	9,286	51,870	458.58%
Other Revenues	447,829	296,158	-33.87%
Total Revenues	\$ 1,546,336	\$ 1,425,761	-7.80%

3. Revenue sources per capita - compared to the prior year



4. Historical trends of individual sources



Commentary:

For more information on our unit's finances, contact Jamie Learman at (989) 856-2102.