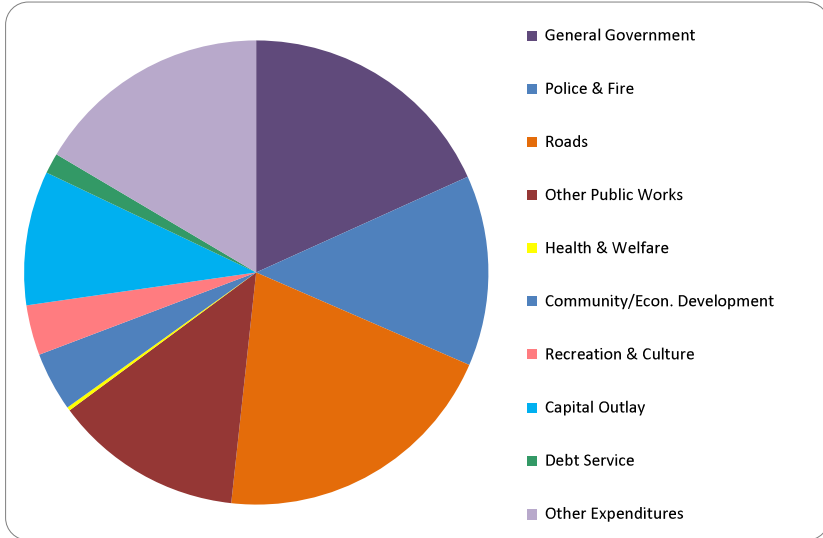


CITIZEN'S GUIDE TO LOCAL UNIT FINANCES - City of Caseville (32-2-015)

EXPENDITURES

1. Where we spend our money (all governmental funds)

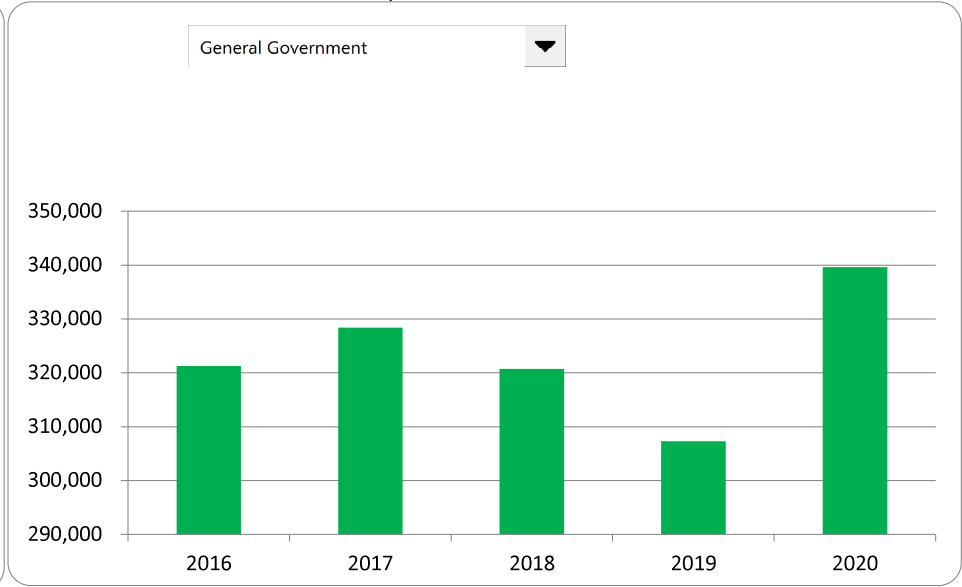
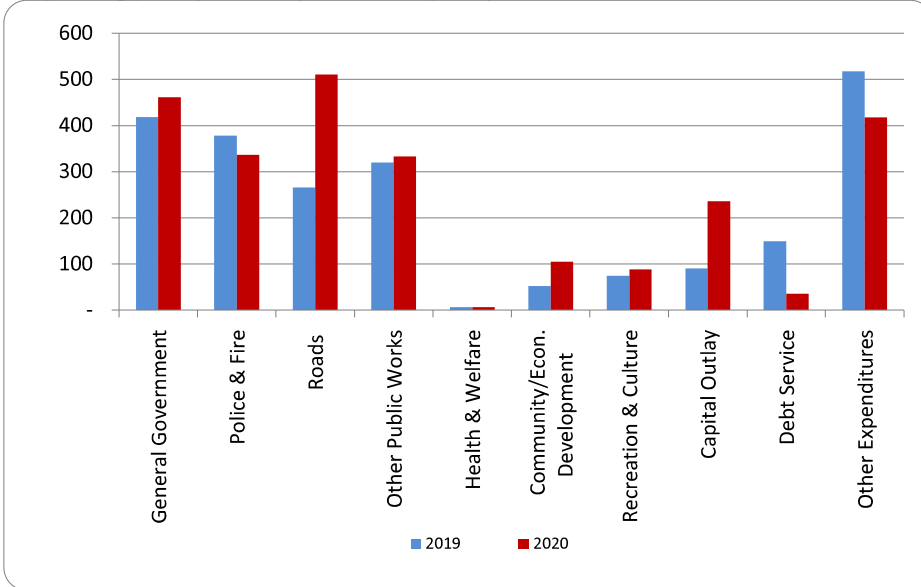
2. Compared to the prior year



	<u>2019</u>	<u>2020</u>	<u>% change</u>
General Government	\$ 307,282	\$ 339,658	10.54%
Police & Fire	277,915	247,446	-10.96%
Other Public Safety	-	-	N/A
Roads	195,021	376,047	92.82%
Other Public Works	234,860	244,847	4.25%
Health & Welfare	4,662	4,662	0.00%
Community/Econ. Development	38,578	76,849	99.20%
Recreation & Culture	55,035	65,074	18.24%
Capital Outlay	66,753	173,855	160.45%
Debt Service	109,966	26,482	-75.92%
Other Expenditures	380,719	307,264	-19.29%
Total Expenditures	\$ 1,670,791	\$ 1,862,184	11.46%

3. Spending per capita - compared to the prior year

4. Historical trends of individual departments:



Commentary:

For more information on our unit's finances, contact Jamie Learman at (989) 856-2102.