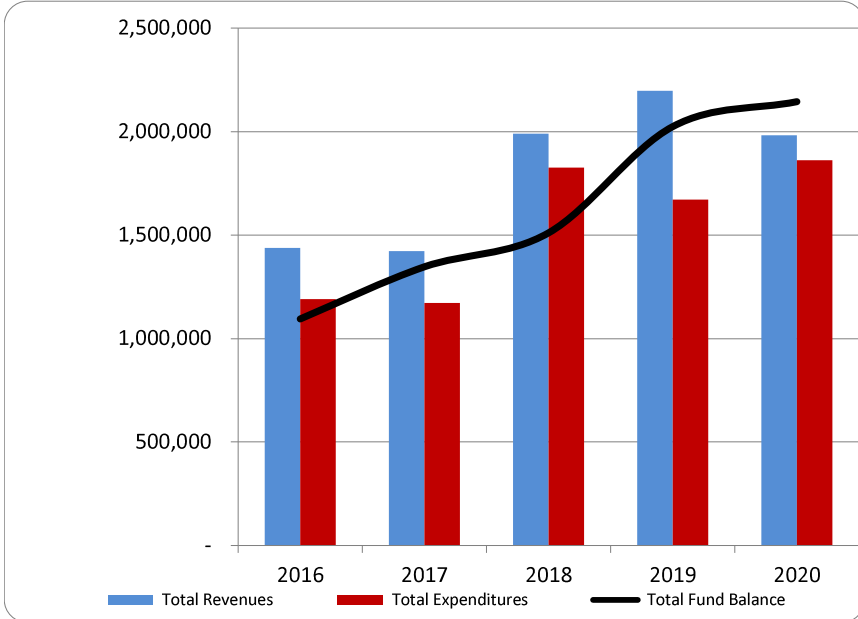


CITIZEN'S GUIDE TO LOCAL UNIT FINANCES - City of Caseville (32-2-015)

FINANCIAL POSITION

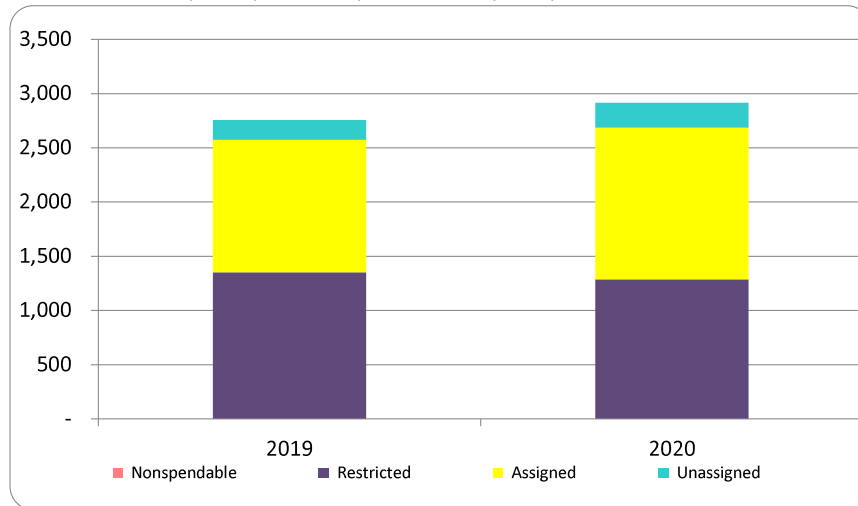
1. How have we managed our governmental fund resources (fund balance)?



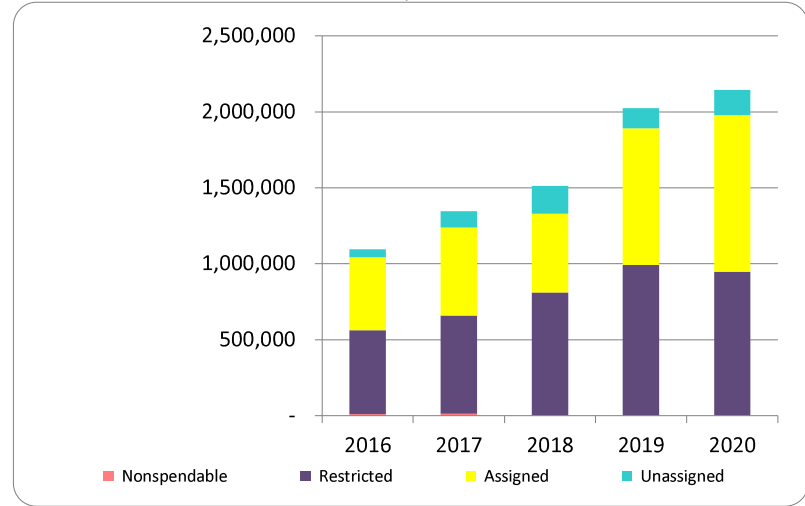
2. Compared to the prior year

	2019	2020	% change
Revenue	2,196,940	1,981,842	-9.79%
Expenditures	1,670,791	1,862,184	11.46%
Surplus (shortfall)	526,149	119,658	-77.26%
Fund balance, by component:			
Nonspendable	1,510	1,326	-12.19%
Restricted	992,295	946,093	-4.66%
Committed	-	-	N/A
Assigned	897,758	1,029,144	14.63%
Unassigned	133,481	168,139	25.96%
total fund balance	2,025,044	2,144,702	5.91%

3. Fund balance per capita - compared to the prior year



4. Historical trends of individual components



Commentary:

For more information on our unit's finances, contact Jamie Learman at (989) 856-2102.